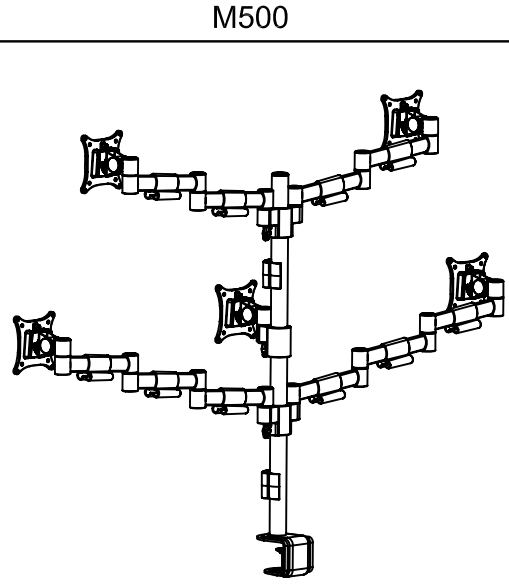


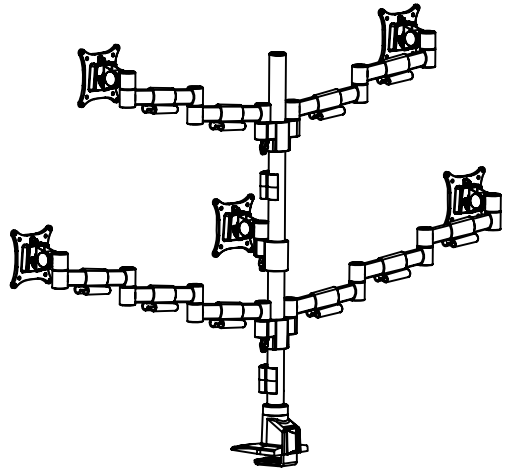
Installation Manual

Parts list

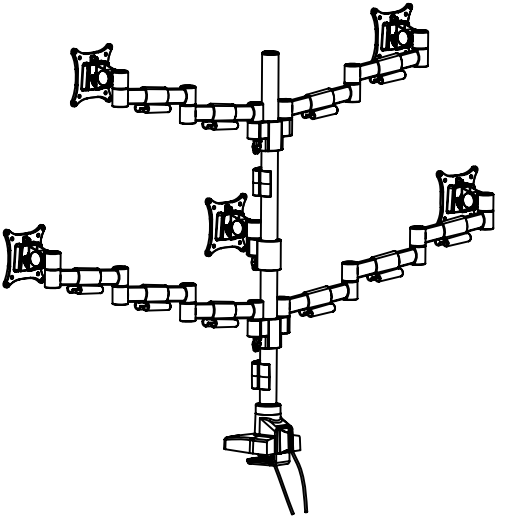
No.	ITEM	SPECS	QUANTITY
A			20
B			20
C		M6	1
D		M4	1
F		M2.5	1
G			2
H			5
I			1
J		M8*90	1
K			1



No.	ITEM	SPECS	QUANTITY
A			20
B			20
C		M6	1
D		M4	1
E		M3	1
F		M2.5	1
G			2
H			5
I			1
L		set screws M6*6	1
M			1
N		M8*160	1



No.	ITEM	SPECS	QUANTITY
A			20
B			20
C		M6	1
D		M4	1
E		M3	1
F		M2.5	1
G			2
H			5
I			1
L		set screws M6*6	1
M			1
N		M8*160	1



Installation Manual

Clamp Installation

I

Desk Clamp

Clamp range: 15mm-50mm

Thru-Desk

hole: $\geq 8.5\text{mm}$

Desk thickness: 10mm-50mm

II

Desk Clamp

Clamp range: 15mm-50mm

Thru-Desk

hole: $\geq 8.5\text{mm}$

Desk thickness: 10mm-50mm

III

Desk Clamp

Clamp range: 15mm-50mm

Thru-Desk

hole: $\geq 8.5\text{mm}$

Desk thickness: 10mm-50mm

Installation Manual

Arm Installation